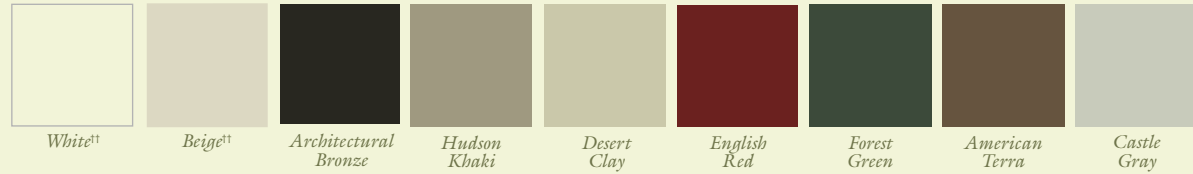


## DECORATIVE OPTIONS


### COLORS AND FINISHES

Interior finishes include White and Beige, as well as laminate woodgrains in White, Soft Maple, Rich Maple, Light Oak, Dark Oak, Foxwood and Cherry. Exterior choices include White and Beige, as well as special finishes in Architectural Bronze, Hudson Khaki, Desert Clay, English Red, Forest Green, American Terra and Castle Gray. All interior finishes are available with any exterior finish.



### INTERIOR GRIDS

Classic grids are available in complementary white or beige, with Colonial, Diamond, Prairie and Double Prairie patterns. Contoured Colonial grids feature a modeled “cut wood” look and are available in complementary colors. All grids are enclosed within the insulated glass unit for easy cleaning.



### V-GROOVED CUT GLASS

Add a cut or polished V-grooved glass pattern to your windows for the perfect touch of elegance.



### PEACE OF MIND


Quality Plus Windows are backed by a Lifetime Limited Warranty<sup>†</sup> to provide you with years of worry-free comfort. And, because the manufacturer warranty is fully transferable, it not only protects you, but also the resale value of your home.



5265 North 125th Street • Butler, WI 53007

**262.781.8899**

[www.qualitywindowsspecialists.com](http://www.qualitywindowsspecialists.com)



# Quality Plus

Premium Windows and Patio Doors

THE ULTIMATE IN ENERGY EFFICIENCY  
— CUSTOM-MADE WINDOWS AND SLIDING PATIO DOORS —



White<sup>1</sup>  
Beige<sup>1</sup>  
White Woodgrain  
Soft Maple  
Rich Maple  
Light Oak  
Dark Oak  
Foxwood  
Cherry



**262.781.8899**

Family owned and operated since 1979



© 2013 AMI. ClimaTech is a registered trademark of AMI. †Insulated Glass (IG) units that require capillary tubes may experience some argon gas depletion. \*\*It is imperative that your new bay or bow window is sealed and finished properly within the first 30 days after installation. Failure to properly finish and seal all of the wood components may cause the wood to fade, swell, warp or develop other defects that would not be covered under your normal product warranty. ††Extruded solid color. †A written copy of the warranty is available by writing to: Warranty Department, PO Box 2010, Akron, Ohio 44309. All specifications and designs subject to change without notice. Colors are reproduced by lithographic process and may vary slightly from colors of actual product. Printed in USA 6/13 5M/OP

# ENERGY-EFFICIENT COMFORT, SEASON AFTER SEASON



**The ultimate in confidence.** Quality Window Specialists Inc. is pleased to present Quality Plus Windows. These superior windows are not only built to last, they will reflect and enhance your home's beauty. This window product was designed with durability in mind. The fusion-welded sash and mainframe add strength and rigidity to Quality Plus Windows. And years of continual operation and harsh weather conditions won't even diminish their performance or beauty.

**Maintenance is easy.** Quality Plus tilt-in design makes cleaning easy. And with our solid vinyl frame and sashes, you'll never paint or scrape again.

**Four-season performance.** The multi-chambered frame, high-quality weather-stripping and insulated glass unit provides superior, all-season insulation performance.

**A reputation built on customer satisfaction.** The Quality Plus Window was created on the premise of superior, energy-efficient products backed by outstanding customer service. Quality Window Specialists Inc. is a locally owned member of the Better Business Bureau and NARI. We are fully bonded and insured. Our trained, professional sales specialists can help you choose the windows that best suit your needs. And through our factory-trained, highly skilled craftsmen, you can rest assured that we provide a professional installation that gives you and your family peace of mind for years to come.

Quality Plus Windows, from Quality Window Specialists Inc., can provide the protection, comfort and beauty your home deserves.



## HELP SAVE ENERGY, THE ENVIRONMENT AND LOWER HVAC COSTS\*

High-performance windows with new glazing technologies not only reduce energy costs but make homes more comfortable as well.

### Winter Thermal Comfort

An older window with a lower glass temperature feels colder because more heat is radiated from a person's body to the window. Cold glass can also create uncomfortable drafts as air next to the window is cooled and drops to the floor. This sets up an air movement pattern that feels drafty and accelerates heat loss. High-performance windows with lower U-Factors will result in a higher interior window temperature in winter and thus greater comfort. Proper installation along with weather-stripping designed to seal tightly (for operable windows) will also improve comfort by reducing cold air leakage.



### Summer Thermal Comfort

In summer, strong direct sunlight strikes people and interior surfaces, creating overheating and discomfort. Windows with low solar heat gain coefficients will reduce the solar radiation coming through the glass and associated discomfort. Low

solar heat gain Low-E glass (spectrally selective) reduces heat gain while still providing sufficient light and view.

### Heating Season Savings

In climates with a significant heating season, windows have represented a major source of unwanted heat loss, discomfort, and condensation problems. Recent years have shown that windows have undergone a technological revolution. Windows have now proven to have lower heat loss, less air infiltration and warmer glass surfaces that improve comfort and minimize condensation. In cold regions, this means that windows are no longer lacking energy-efficient capabilities – increasing glazing area with high-performance windows can have minimal or no effect on total energy use.

High-Performance Low-E Glass

- Triple Pane
- Argon
- Krypton

\*Source: [www.efficientwindows.org](http://www.efficientwindows.org)



# Quality Plus

## GLASS ESSENTIALS – HIGH-PERFORMANCE GLASS

*What makes one glass system better than another? What you need to know about high-performance glass . . .*

**Insulated Glass** – a combination of two or more panes of glass with hermetically sealed air space between.

**Argon Gas** – a safe, colorless, odorless, nonflammable, nontoxic inert gas that is heavier than air. This insulating gas between the panes of glass counteracts heat/cold conduction. It also helps reduce noise infiltration – so your home will be more energy-efficient and quieter.

**Krypton Gas** – this super-insulating gas is denser than argon and therefore, provides better performance properties.

**Low-E Glass** – a special type of glass with microscopically thin, undetectable metallic coatings applied to its surface that act as a thermal barrier. In winter months, Low-E helps reduce heating costs by reflecting indoor heat back into the room. During the summer, Low-E lets in visible sunlight while minimizing infrared and ultraviolet solar energy that can increase cooling costs and cause curtains, carpets and furniture to fade.



PPG Intercept Warm-Edge Spacer



Typical Box Metal Spacer

*What makes the ClimaTech® Insulated Glass Package so effective?* Since the Intercept® Warm-Edge Spacer keeps the edges of the window glass warmer and reduces condensation problems around the window perimeter. Although both windows pictured above are built with Low-E glass and filled with argon gas, the window with the Intercept Warm-Edge Spacer maintains superior thermal performance despite fluctuations in temperature.

**High R-Value** – R-value is the resistance to heat flow, so the higher the R-value the better the insulating performance.

**Low U-Factor** – U-factor (also referred to as U-value) represents the rate of heat flow through a glazing system. The lower the U-factor, the greater the resistance to heat flow and the better the insulating power.

**SHGC** – Solar Heat Gain Coefficient represents the fraction of solar radiation admitted through a window. The lower the SHGC, the less solar heat the window transmits into the home, which can help reduce air-conditioning costs during summer months.

**Energy Glass Upgrades** – for even greater energy savings, ask about ClimaTech high-performance glass packages with additional energy-efficient features.

*Quality Plus Windows with Low-E far exceed performance requirements.*

Our Low-E insulated glass package combines multi-layered low-emissivity glass, argon gas<sup>1</sup> and the PPG Intercept Warm-Edge Spacer System. These insulated glass packages have proven to be far more effective than ordinary insulated glass units.

Quality Plus Windows with Low-E exceed the performance requirements set forth by the U.S. Department of Energy in conjunction with the National Fenestration Rating Council (NFRC) test criteria.

*What makes the Low-E insulated glass package so effective?*

Since 80% of a window is glass, substantial heating and cooling savings come from improved glass performance.

- Our combination of UV-filtering Low-E glass, argon gas and the Intercept Warm-Edge Spacer System dramatically enhances energy efficiency. Together they can cut the damaging effects of the sun, which can lead to the fading of carpets, curtains and furniture, by an additional 72% over clear insulated glass units.
- In winter, a warmer glass temperature is maintained, increasing the R-Value by up to an additional 104%.
- In summer, up to a 49% reduction in solar heat gain helps reduce air-conditioning usage.



Low-E glass filters long-wave radiation from the sun. This reduces heat gain in the summer, keeping your home cooler.



Low-E takes on a new duty in winter months. It lets warm solar rays into your home while blocking the heat in from getting out.

### Quality Plus Double-Hung Glass Performance Comparison<sup>1</sup>

	U-Factor	SHGC
Clear Glass	0.45	0.54
ClimaTech	0.30	0.28
ClimaTech Elite	0.29	0.20
ClimaTech TG2	0.23	0.24
ClimaTech TK2	0.19	0.24

<sup>1</sup>Whole window values.

## DOUBLE-HUNG WINDOWS



- Vinyl frame and sashes will never chip, peel, crack or warp. Made with premium raw materials, the vinyl color is formulated throughout so the beautiful luster lasts.
- Multi-chambered sash and mainframe create insulating air spaces for thermal efficiency.
- Quad 4 weatherstripping at the header and sill adds greater protection from the elements.
- Insulated glass unit featuring double-strength glass with optimal air space improves year-round performance.
- PPG Intercept Warm-Edge Spacer System maximizes thermal efficiency and the life of the insulated glass unit.
- Interlock at sash meeting rails creates a super-tight seal against air infiltration, providing security, comfort and well-being.
- Steel reinforcement adds strength at the meeting rails.
- Drop-in glazing provides energy efficiency as well as interior aesthetic appeal.
- Full-capture sill enhances protection from the elements.
- Hidden screen track for clean lines and added beauty.
- Exclusive triple lift rails provide strength and stability for easy operation.

### *Additional Double-Hung Window Features:*

- Fusion-welded frame and sashes add strength and rigidity.
- Dual vent stops provide a limited and secure opening of the window for ventilation.
- Full balance covers help protect against air infiltration while adding a finished look to the window frame.
- Constant force balance system eliminates sash cords, weights and pulleys, and provides easy fingertip operation.
- Tilt-in top and bottom sashes make cleaning safe and easy from inside the home.
- Triple-barrier weatherstripping between the sash and jamb for superior protection from air and water infiltration.
- Full or half fiberglass screens provide ventilation while keeping insects out.

## SLIDING AND SWING & CLEAN WINDOWS



- Tough, extra-thick extrusion walls provide the ultimate in welding strength.
- Hidden screen track produces clean lines and added beauty.
- Double-barrier weatherstripping for superior protection from air and water infiltration.
- Nylon-encased dual brass roller system.
- Theft deterrent locks.
- Available in 2-lite and 3-lite configurations.
- 3-lite models available in equal-lite or 1/4-1/2-1/4 configurations.
- Maintenance-free frame and sashes that will never need painting, scraping or caulking.
- DuraBrake pivot/glide shoe that enhances the smooth sash operation. (Swing & Clean)
- EasyGrip swing latch locks the sash in place at the top and bottom. (Swing & Clean)

*Never having to remove the sashes of the Swing & Clean Window makes cleaning simple. Simply unlock the control latch and swing inward. Swing & Clean is an option and does not come standard on sliding windows.*

## AWNING WINDOWS



- Beveled exterior sash design gives the window the appearance of a larger glass area with an attractive slimline look.
- Heavy-duty, state-of-the-art hinge system provides easy operation from inside the home.
- Metal reinforcement helps to secure the operating hinge system.
- Dual locking system on each side of the window.
- Multiple lite configurations available in a single mainframe.
- Combine awning and fixed-lite windows to add striking beauty and increased visibility.

## CASEMENT WINDOWS



- Beveled exterior sash design creates the appearance of a larger glass area with an attractive slimline look.
- Step-down frame with compression-type inner bulb seal provides a tight seal during inclement weather.
- Positive crank mechanism allows easy operation when opening and closing the sash.
- Metal reinforcement helps to secure the operating hinge system.
- Multi-point locking system ensures a tight fit and added security.
- Multiple lite configurations available in a single mainframe.

## SLIDING PATIO DOORS



Contemporary Sliding Patio Door



Classic Sliding Patio Door



French Sliding Patio Door

- Three distinctive styles: Contemporary, Classic and French.
- Mainframe and sash feature a double-wall design and multi-chambered construction for added strength.
- Dual internal/external weatherstripping on the sash ensures optimal energy efficiency.
- Precision-engineered tandem roller system ensures easy and quiet door operation.
- Heavy-duty extruded aluminum screen features four adjustable rollers for smooth gliding.
- Available in 2-, 3- and 4-panel configurations.
- Choose from a variety of solid colors, woodgrain options, hardware finishes and grid patterns to complement your Quality Plus Windows.

### CONTEMPORARY AND CLASSIC HANDLE STYLES



White

Beige

Bright Brass



Antique Brass

Bright Chrome

Brushed Nickel

### FRENCH HANDLE STYLES



White

Beige

Bright Brass



Antique Brass

Bright Chrome

Brushed Nickel

## BAY AND BOW WINDOWS



- 1-1/4" furniture grade veneer is standard in the construction of head, seatboard and jambs.
- Head and seatboard is available in oak or birch veneer finishes and are ready for painting or staining.\*\*
- 3" pre-insulated seatboard option helps increase energy savings.
- Slimline reinforced mullion design provides superior strength and support for the selected components.
- Color-coordinated, maintenance-free interior laminate options are available in matching woodgrain interior finishes for the head, seat and jambs.
- Exterior roof system available with an optional copper or painted aluminum roof clad kit.
- Available in your choice of double-hung, casements or fixed-lite combinations.

Selecting the best patio door for your home is easy when you have three superb styles to choose from: Contemporary, Classic and French. Each Sliding Pato Door is beautifully detailed to achieve a distinctive look while providing a powerful shield against inclement weather and energy loss.